



## RESOURCE GUIDE

### Validation Summary Report

#### Purpose

---

This document outlines the process for reviewing a data submission for any policy validation or invalid flags. This report will provide information on if the submission passed the validator. If the file did not pass the validator, this report will provide the reason why it failed.

#### Process

---

1. A Validation Summary Report is created for each submission to the data uploader and can be accessed from the history card:

**Upload History Report** Sort by:

Status	Date of Upload	Details	Summary
<input type="text" value="All"/>	07/18/2017 02:31:09 PM	Upload ID: 1948 Facility: JimLynchTQIPFacility2 JTQIPFAC2 Processing Status: <b>File Upload Completed</b> File Name: <b>Test File 1.xml</b> Uploader Username: Lynch, Jim File Type: tqip Date Range: 01/22/2017-03/23/2017	Total Processed: 11 Duplicate Records: 1 <b>Validation Summary Report</b> Submission Frequency Report

2. The Validation Summary Report displays as follows:

### Validation Summary Report

Validation Summary Report

**Validation Summary Report**

Policy/File Based Issues

Rule Id	Validation Alert	Message
---------	------------------	---------

Monthly Record Count Summary

Record Id	Patient Id	Field Name	Validation Alert	Rule Id	Message
4	6		Resubmitted Re...		Record is identical to previous submission and will not be updated
5	7		Resubmitted Re...		Record is identical to previous submission and will not be updated
6	8		Resubmitted Re...		Record is identical to previous submission and will not be updated
7	9		Resubmitted Re...		Record is identical to previous submission and will not be updated
8	11		Resubmitted Re...		Record is identical to previous submission and will not be updated
9	2		Resubmitted Re...		Record is identical to previous submission and will not be updated
10	1		Resubmitted Re...		Record is identical to previous submission and will not be updated
11	10		Resubmitted Re...		Record is identical to previous submission and will not be updated

Validation Alert Summary

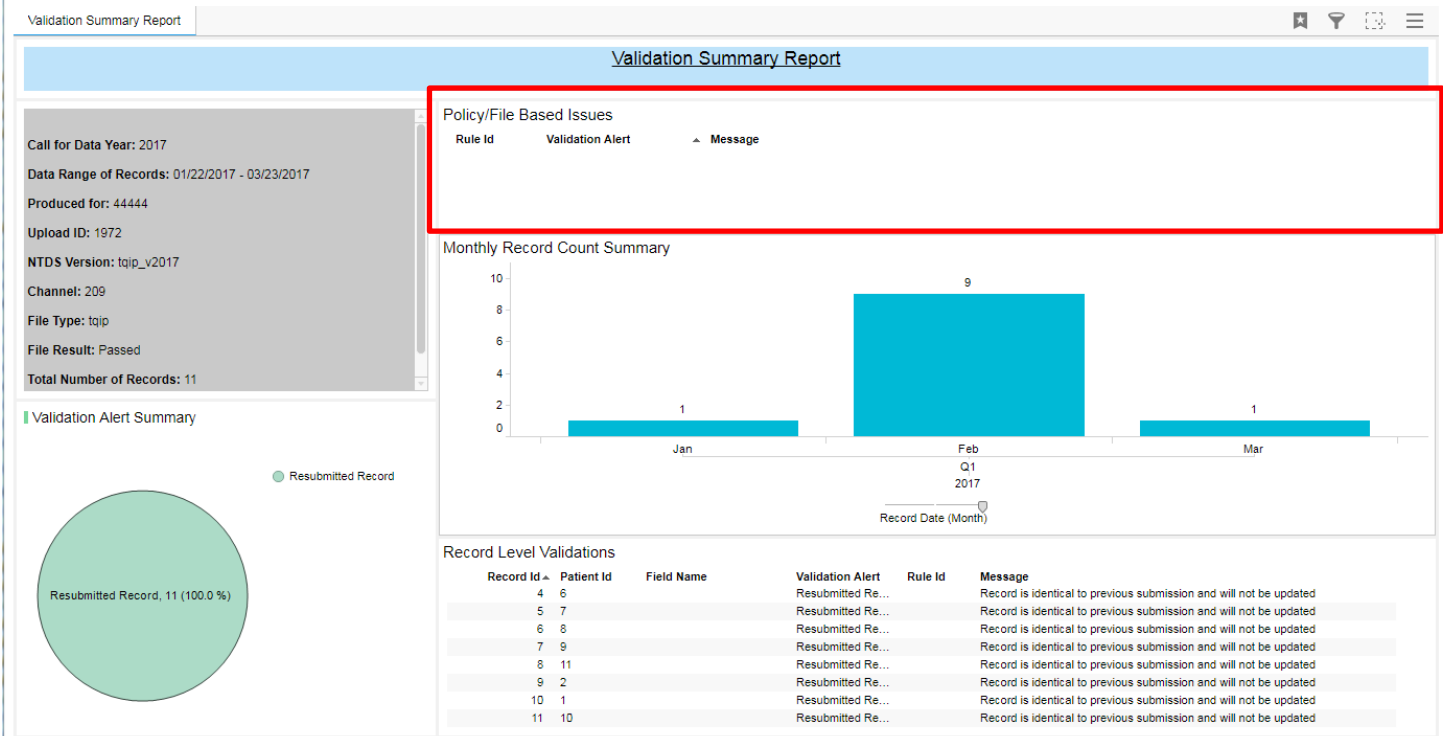
Resubmitted Record

Resubmitted Record, 11 (100.0 %)

Call for Data Year: 2017  
 Data Range of Records: 01/22/2017 - 03/23/2017  
 Produced for: 44444  
 Upload ID: 1972  
 NTDS Version: tqjp\_v2017  
 Channel: 209  
 File Type: tqjp  
 File Result: Passed  
 Total Number of Records: 11

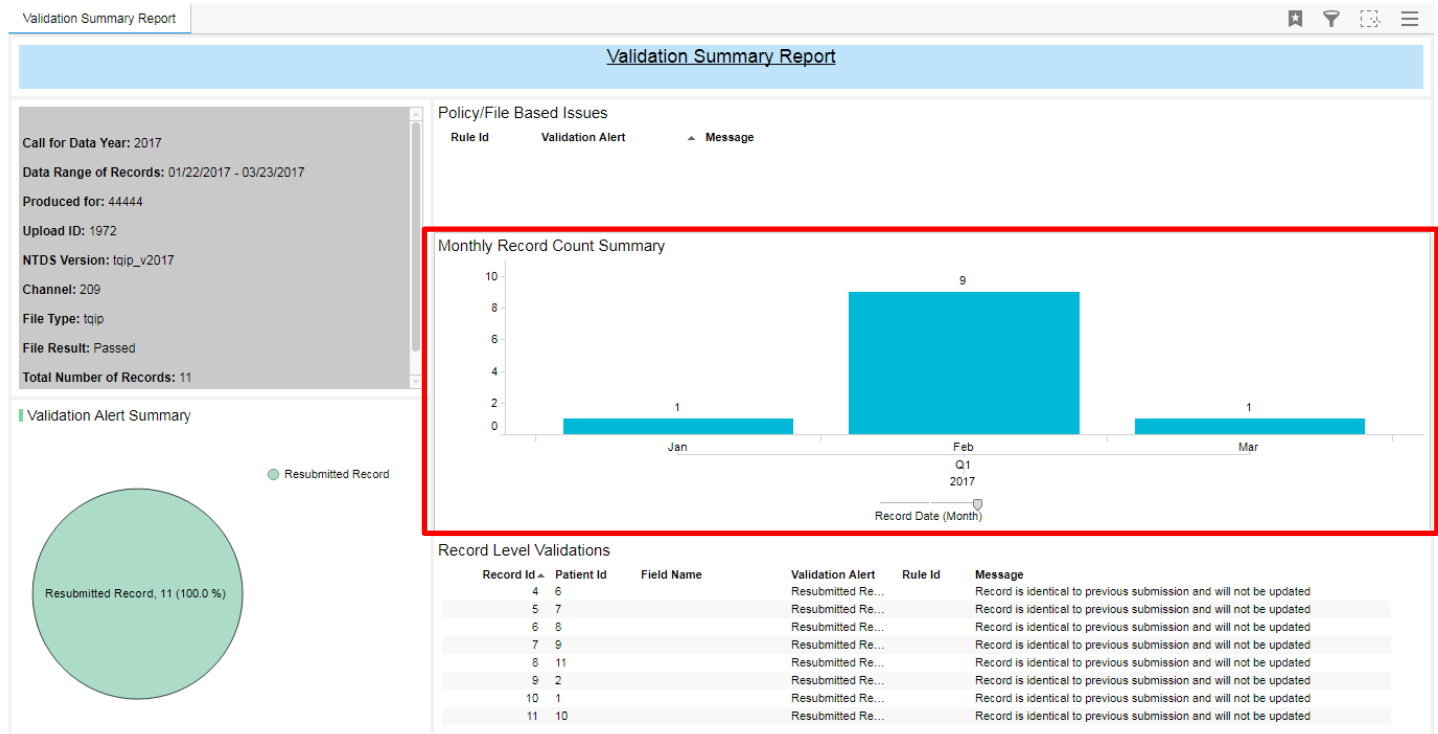
- A. Information on the submitted file will appear in the upper left hand corner of the page. Information includes:
- i. Date Range of Records
  - ii. File Pass or Fail result
  - iii. Number of Records submitted

# Validation Summary Report



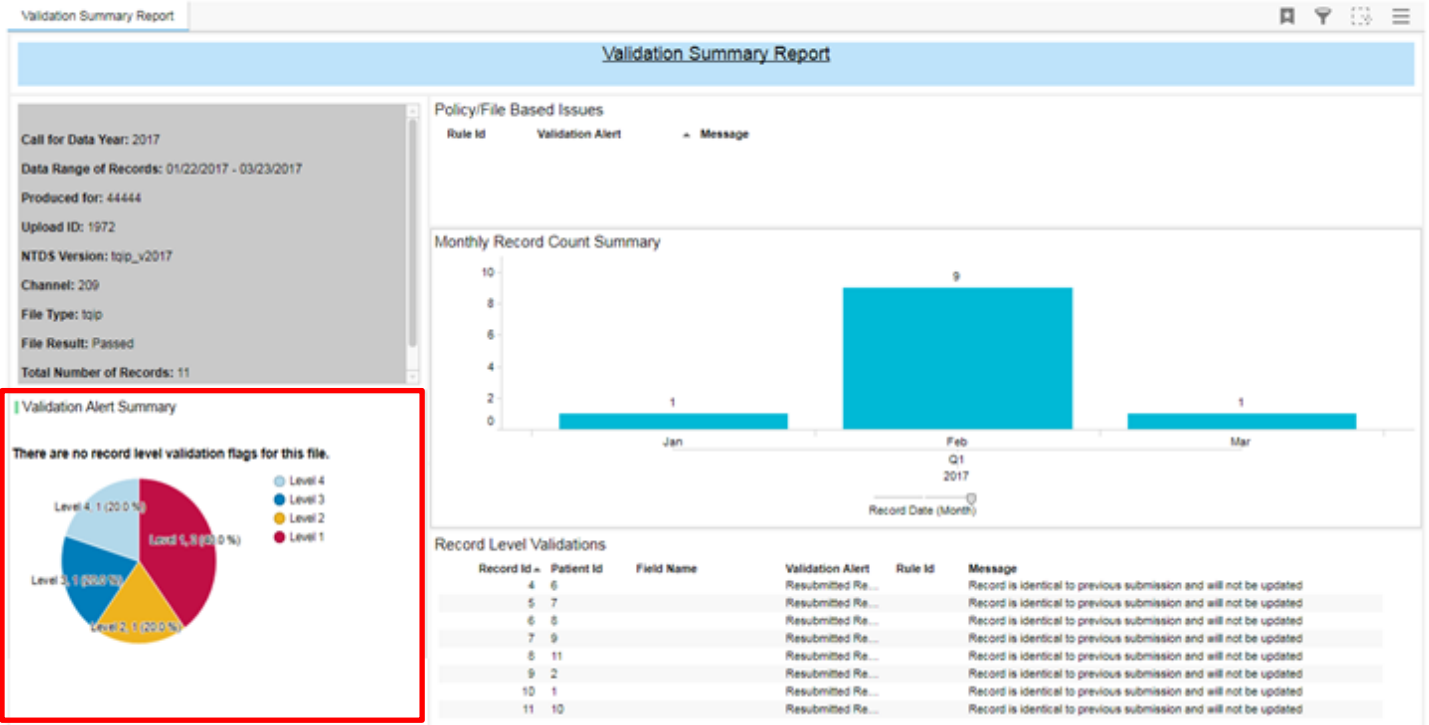
- B. Any policy validation issues will appear at the top of the page. A policy validation issue will cause your file to automatically fail the validator. Some examples of policy validation issues include:
- A single file submitted with patient records from different submission years
  - Submitting a file with admission dates outside of the call for data range

# Validation Summary Report



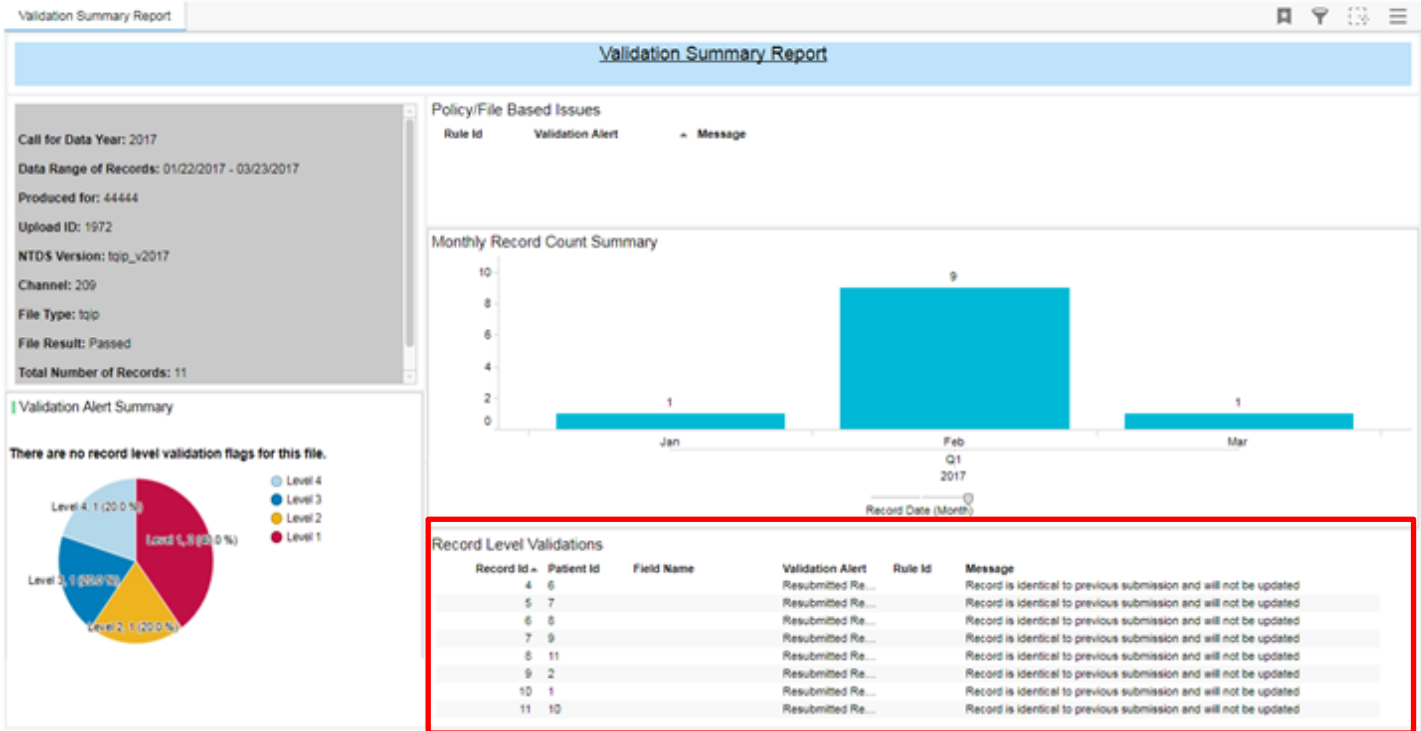
C. A breakdown of monthly record count for submitted records can be found in the middle of the Validation Summary Report. The records are sorted by admission date.

# Validation Summary Report



- D. Validation flags will be displayed in a pie chart in the bottom left portion of the Validation Summary Report. This chart is interactive and when selecting a flag level from the pie chart, the table at the bottom left will automatically populate with the flag information.

# Validation Summary Report



E. This table will auto-populate based on selected item(s) in the pie chart. All flag levels can be reviewed with the information listed in this table.